

BNP PARIBAS S.A. FUTURE (BNPH) - EUX/C12

2024/09/17 18:45:46

Price
62.1952 EURDifference  1.94% (1.18)

General attributes

Symbol	BNPHC12
Exchange	Eurex
Currency	EUR
Security type	Future
Underlying	BNP PARIBAS S.A.
Maturity	08-2025
Contract size	100

Market data

Bid (Bid size)	- EUR (-)
Ask (Ask size)	- EUR (-)
Open	62.1952 EUR
High	62.1952 EUR
Low	62.1952 EUR
Close (prev. day)	61.0139 EUR
Underlying	BNP PARIBAS S.A.
Underlying price (date)	64.26 (24/09/18)
Settlement price (date)	62.20 (24/09/17)
Open Interest	0

Performance and Risk

	6m	1Y	3Y
Perf (%)	+5.00%	+3.96%	-
Perf (abs.)	+2.96	+2.37	-
Beta	-	-	-
Volatility	25.56	25.07	-

Futures and Options

Related Futures	-
Related Options	-












Information about previous performance does not guarantee future performance.
Source: FactSet

Price data

Ø price 5 days Ø volume 5 days (pcs.)	61.1652 EUR (0)
Ø price 30 days Ø volume 30 days (pcs.)	59.3017 EUR (0)
Ø price 100 days Ø volume 100 days (pcs.)	60.4196 EUR (0)
Ø price 250 days Ø volume 250 days (pcs.)	58.5922 EUR (0)
YTD High date	66.6171 EUR (2024/04/25)
YTD Low date	51.0308 EUR (2024/02/09)
52 Weeks High date	66.6171 EUR (2024/04/25)
52 Weeks Low date	51.0308 EUR (2024/02/09)

Recent Research

on underlying	on sector	on market		
Date			Headline	Download
2024/09/11			Global Equity Ratings	
2024/09/05			Global Equity Ratings	
2024/08/12			Global Equity Ratings	
2024/07/24			Global Equity Ratings	
2024/07/12			Global Equity Ratings	