

# KONINKLIJKE BAM GROEP N.V. FUTURE (BGPB) - EUX/C13

2024/07/15 18:40:48

Price  
**4.3886** EUR

Difference  0.30% (0.01)

### General attributes

Symbol	BGPB13
Exchange	Eurex
Currency	EUR
Security type	Future
Underlying	KONINKLIJKE BAM GROEP N.V.
Maturity	07-2025
Contract size	100

### Market data

Bid (Bid size)	- EUR (-)
Ask (Ask size)	- EUR (-)
Open	4.3886 EUR
High	4.3886 EUR
Low	4.3886 EUR
Close (prev. day)	4.3753 EUR
Underlying	KONINKLIJKE BAM GROEP N.V.
Underlying price (date)	4.326 (24/07/16)
Settlement price (date)	4.39 (24/07/15)
Open Interest	0

### Performance and Risk

	6m	1Y	3Y
Perf (%)	+74.03%	+130.65%	-
Perf (abs.)	+1.87	+2.49	-
Beta	-	-	-
Volatility	54.45	40.94	-

### Futures and Options

Related Futures	-
Related Options	-












Information about previous performance does not guarantee future performance.  
Source: FactSet

### Price data

Ø price 5 days   Ø volume 5 days (pcs.)	- EUR (-)
Ø price 30 days   Ø volume 30 days (pcs.)	4.0637 EUR (0)
Ø price 100 days   Ø volume 100 days (pcs.)	3.6042 EUR (0)
Ø price 250 days   Ø volume 250 days (pcs.)	2.5815 EUR (0)
YTD High   date	4.3886 EUR (2024/07/15)
YTD Low   date	2.3698 EUR (2024/01/03)
52 Weeks High   date	4.3886 EUR (2024/07/15)
52 Weeks Low   date	1.7625 EUR (2023/10/25)

### Recent Research

on sector		on market	
Date		Headline	Download
2024/07/12		Global Equity Ratings	
2024/06/21		Global Equity Ratings	
2024/06/14		Global Equity Ratings	
2024/05/29		Global Equity Ratings	
2024/04/26		Global Equity Ratings	