

BEIERSDORF AG FUTURE (BEIG) - EUX/C12

2024/05/06 18:29:23

Price
148.9649 EURDifference  0.51% (0.76)

General attributes

Symbol	BEIGC12
Exchange	Eurex
Currency	EUR
Security type	Future
Underlying	BEIERSDORF AG
Maturity	05-2025
Contract size	100

Market data

Bid (Bid size)	- EUR (-)
Ask (Ask size)	- EUR (-)
Open	148.9649 EUR
High	148.9649 EUR
Low	148.9649 EUR
Close (prev. day)	148.2048 EUR
Underlying	BEIERSDORF AG
Underlying price (date)	147.00 (24/05/22)
Settlement price (date)	151.57 (24/05/22)
Open Interest	0

Performance and Risk

	6m	1Y	3Y
Perf (%)	+17.87%	+14.80%	-
Perf (abs.)	+22.58	+19.21	-
Beta	-	-	-
Volatility	15.11	15.02	-

Futures and Options

Related Futures	-
Related Options	-












5Y

Information about previous performance does not guarantee future performance.
Source: FactSet

Price data

Ø price 5 days Ø volume 5 days (pcs.)	146.8843 EUR (0)
Ø price 30 days Ø volume 30 days (pcs.)	139.3304 EUR (0)
Ø price 100 days Ø volume 100 days (pcs.)	139.6965 EUR (0)
Ø price 250 days Ø volume 250 days (pcs.)	131.3885 EUR (0)
YTD High date	148.9649 EUR (2024/05/06)
YTD Low date	132.9542 EUR (2024/04/09)
52 Weeks High date	148.9649 EUR (2024/05/06)
52 Weeks Low date	117.9055 EUR (2023/07/20)

Recent Research

on underlying	on sector	on market	
Date		Headline	Download
2024/04/26		Global Equity Ratings	
2024/04/03		Global Equity Ratings	
2024/03/13		Global Equity Ratings	
2024/02/22		Global Equity Ratings	
2024/02/14		Global Equity Ratings	