

## BEIERSDORF AG FUTURE (BEIG) - EUX/C12

2024/04/30 18:39:01

Price  
**145.5885** EURDifference  0.79% (1.14)

## General attributes

Symbol	BEIGC12
Exchange	Eurex
Currency	EUR
Security type	Future
Underlying	BEIERSDORF AG
Maturity	04-2025
Contract size	100

## Market data

Bid (Bid size)	- EUR (-)
Ask (Ask size)	- EUR (-)
Open	145.5885 EUR
High	145.5885 EUR
Low	145.5885 EUR
Close (prev. day)	144.4468 EUR
Underlying	BEIERSDORF AG
Underlying price (date)	142.25 (24/05/02)
Settlement price (date)	145.59 (24/04/30)
Open Interest	0

## Performance and Risk

	6m	1Y	3Y
Perf (%)	+14.68%	+11.50%	-
Perf (abs.)	+18.63	+15.02	-
Beta	-	-	-
Volatility	15.09	14.95	-

## Futures and Options

Related Futures	-
Related Options	-

5Y











Information about previous performance does not guarantee future performance.  
Source: FactSet

## Price data

Ø price 5 days   Ø volume 5 days (pcs.)	144.6855 EUR (0)
Ø price 30 days   Ø volume 30 days (pcs.)	138.2684 EUR (0)
Ø price 100 days   Ø volume 100 days (pcs.)	139.3318 EUR (0)
Ø price 250 days   Ø volume 250 days (pcs.)	131.1629 EUR (0)
YTD High   date	145.8160 EUR (2024/02/06)
YTD Low   date	132.9542 EUR (2024/04/09)
52 Weeks High   date	145.8160 EUR (2024/02/06)
52 Weeks Low   date	117.9055 EUR (2023/07/20)

## Recent Research

on underlying	on sector	on market	
Date		Headline	Download
2024/04/26		Global Equity Ratings	
2024/04/03		Global Equity Ratings	
2024/03/13		Global Equity Ratings	
2024/02/22		Global Equity Ratings	
2024/02/14		Global Equity Ratings	