

## BP PLC FUTURE (BPF) - EUX/C10

2024/04/30 18:39:02

Price  
**519.8567** GBPDifference  -0.57% (-2.98)

## General attributes

Symbol	BPFC10
Exchange	Eurex
Currency	GBP
Security type	Future
Underlying	BP PLC
Maturity	02-2025
Contract size	1,000

## Market data

Bid (Bid size)	- GBP (-)
Ask (Ask size)	- GBP (-)
Open	519.8567 GBP
High	519.8567 GBP
Low	519.8567 GBP
Close (prev. day)	522.8385 GBP
Underlying	BP PLC
Underlying price (date)	509.40 (24/05/01)
Settlement price (date)	519.86 (24/04/30)
Open Interest	0

## Performance and Risk

	6m	1Y	3Y
Perf (%)	-1.19%	-2.63%	-
Perf (abs.)	-6.24	-14.05	-
Beta	-	-	-
Volatility	19.92	21.76	-

## Futures and Options

Related Futures	-
Related Options	-

5Y












Information about previous performance does not guarantee future performance.  
Source: FactSet

## Price data

Ø price 5 days   Ø volume 5 days (pcs.)	523.8643 GBP (0)
Ø price 30 days   Ø volume 30 days (pcs.)	514.6845 GBP (0)
Ø price 100 days   Ø volume 100 days (pcs.)	480.4681 GBP (0)
Ø price 250 days   Ø volume 250 days (pcs.)	487.8040 GBP (0)
YTD High   date	543.5725 GBP (2024/04/12)
YTD Low   date	440.7419 GBP (2024/01/22)
52 Weeks High   date	564.0552 GBP (2023/10/18)
52 Weeks Low   date	440.7419 GBP (2024/01/22)

## Recent Research

on underlying		on sector	
Date		Headline	Download
2024/04/26		Global Equity Ratings	
2024/04/03		Global Equity Ratings	
2024/03/13		Global Equity Ratings	
2024/02/22		Global Equity Ratings	
2024/02/14		Global Equity Ratings	