

BCE INC. FUTURE (BCEF) - EUX/C10

2024/04/26 18:30:54

Price
31.8909 USD

Difference  -0.37% (-0.12)

General attributes

Symbol	BCEFC10
Exchange	Eurex
Currency	USD
Security type	Future
Underlying	BCE INC.
Maturity	02-2025
Contract size	100

Market data

Bid (Bid size)	- USD (-)
Ask (Ask size)	- USD (-)
Open	31.8909 USD
High	31.8909 USD
Low	31.8909 USD
Close (prev. day)	32.0109 USD
Underlying	BCE INC.
Underlying price (date)	44.59 (24/04/26)
Settlement price (date)	31.89 (24/04/26)
Open Interest	0

Performance and Risk

	6m	1Y	3Y
Perf (%)	-12.83%	-33.02%	-
Perf (abs.)	-4.70	-15.72	-
Beta	-	-	-
Volatility	20.81	18.85	-

Futures and Options

Related Futures	-
Related Options	-

5Y












Information about previous performance does not guarantee future performance.
Source: FactSet

Price data

Ø price 5 days Ø volume 5 days (pcs.)	32.1212 USD (0)
Ø price 30 days Ø volume 30 days (pcs.)	32.4217 USD (0)
Ø price 100 days Ø volume 100 days (pcs.)	36.5094 USD (0)
Ø price 250 days Ø volume 250 days (pcs.)	39.4716 USD (0)
YTD High date	40.9749 USD (2024/01/19)
YTD Low date	31.2275 USD (2024/04/17)
52 Weeks High date	47.9018 USD (2023/04/28)
52 Weeks Low date	31.2275 USD (2024/04/17)

Recent Research

on sector			
Date		Headline	Download
2024/04/26		Global Equity Ratings	
2024/04/03		Global Equity Ratings	
2024/03/13		Global Equity Ratings	
2024/02/22		Global Equity Ratings	
2024/02/14		Global Equity Ratings	