

# BCE INC. FUTURE (BCEF) - EUX/C10

2024/04/19 18:41:30

Price  
**31.6777** USD

Difference  0.84% (0.26)

### General attributes

Symbol	BCEFC10
Exchange	Eurex
Currency	USD
Security type	Future
Underlying	BCE INC.
Maturity	02-2025
Contract size	100

### Market data

Bid (Bid size)	- USD (-)
Ask (Ask size)	- USD (-)
Open	31.6777 USD
High	31.6777 USD
Low	31.6777 USD
Close (prev. day)	31.4138 USD
Underlying	BCE INC.
Underlying price (date)	44.80 (24/04/19)
Settlement price (date)	31.84 (24/04/19)
Open Interest	0

### Performance and Risk

	6m	1Y	3Y
Perf (%)	-14.64%	-33.17%	-
Perf (abs.)	-5.43	-15.72	-
Beta	-	-	-
Volatility	20.59	18.68	-

### Futures and Options

Related Futures	-
Related Options	-

5Y









Information about previous performance does not guarantee future performance.  
Source: FactSet

### Price data

Ø price 5 days   Ø volume 5 days (pcs.)	31.4491 USD (0)
Ø price 30 days   Ø volume 30 days (pcs.)	32.8764 USD (0)
Ø price 100 days   Ø volume 100 days (pcs.)	36.8153 USD (0)
Ø price 250 days   Ø volume 250 days (pcs.)	39.7828 USD (0)
YTD High   date	40.9749 USD (2024/01/19)
YTD Low   date	31.2275 USD (2024/04/17)
52 Weeks High   date	47.9018 USD (2023/04/28)
52 Weeks Low   date	31.2275 USD (2024/04/17)

### Recent Research

on sector			
Date		Headline	Download
2024/04/03		Global Equity Ratings	
2024/03/13		Global Equity Ratings	
2024/02/22		Global Equity Ratings	
2024/02/14		Global Equity Ratings	
2024/01/23		Global Equity Ratings	