

BEIERSDORF AG FUTURE (BEIG) - EUX/C13

2024/07/26 18:34:57

Price
141.4283 EURDifference  1.07% (1.50)

General attributes

Symbol	BEIGC13
Exchange	Eurex
Currency	EUR
Security type	Future
Underlying	BEIERSDORF AG
Maturity	08-2025
Contract size	100

Market data

Bid (Bid size)	- EUR (-)
Ask (Ask size)	- EUR (-)
Open	141.4283 EUR
High	141.4283 EUR
Low	141.4283 EUR
Close (prev. day)	139.933 EUR
Underlying	BEIERSDORF AG
Underlying price (date)	136.75 (24/07/26)
Settlement price (date)	141.43 (24/07/26)
Open Interest	0

Performance and Risk

	6m	1Y	3Y
Perf (%)	+2.11%	+16.41%	-
Perf (abs.)	+2.92	+19.93	-
Beta	-	-	-
Volatility	19.77	17.35	-

Futures and Options

Related Futures	-
Related Options	-

5Y











Information about previous performance does not guarantee future performance.
Source: FactSet

Price data

Ø price 5 days Ø volume 5 days (pcs.)	141.5499 EUR (0)
Ø price 30 days Ø volume 30 days (pcs.)	142.9725 EUR (0)
Ø price 100 days Ø volume 100 days (pcs.)	140.1647 EUR (0)
Ø price 250 days Ø volume 250 days (pcs.)	134.8436 EUR (0)
YTD High date	151.1130 EUR (2024/06/17)
YTD Low date	133.2324 EUR (2024/04/09)
52 Weeks High date	151.1130 EUR (2024/06/17)
52 Weeks Low date	120.0810 EUR (2023/08/02)

Recent Research

on underlying	on sector	on market	
Date		Headline	Download
2024/07/24		Global Equity Ratings	
2024/07/12		Global Equity Ratings	
2024/06/21		Global Equity Ratings	
2024/06/14		Global Equity Ratings	
2024/05/29		Global Equity Ratings	