

BEIERSDORF AG FUTURE (BEIG) - EUX/C13

2024/07/16 18:49:58

Price
140.3831 EURDifference  -0.78% (-1.10)

General attributes

Symbol	BEIGC13
Exchange	Eurex
Currency	EUR
Security type	Future
Underlying	BEIERSDORF AG
Maturity	07-2025
Contract size	100

Market data

Bid (Bid size)	- EUR (-)
Ask (Ask size)	- EUR (-)
Open	140.3831 EUR
High	140.3831 EUR
Low	140.3831 EUR
Close (prev. day)	141.4871 EUR
Underlying	BEIERSDORF AG
Underlying price (date)	137.25 (24/07/17)
Settlement price (date)	140.38 (24/07/16)
Open Interest	0

Performance and Risk

	6m	1Y	3Y
Perf (%)	+1.33%	+15.86%	-
Perf (abs.)	+1.85	+19.22	-
Beta	-	-	-
Volatility	19.76	17.09	-

Futures and Options

Related Futures	-
Related Options	-












Information about previous performance does not guarantee future performance.
Source: FactSet

Price data

Ø price 5 days Ø volume 5 days (pcs.)	142.0671 EUR (0)
Ø price 30 days Ø volume 30 days (pcs.)	143.8049 EUR (0)
Ø price 100 days Ø volume 100 days (pcs.)	140.0088 EUR (0)
Ø price 250 days Ø volume 250 days (pcs.)	134.0958 EUR (0)
YTD High date	151.1130 EUR (2024/06/17)
YTD Low date	133.2324 EUR (2024/04/09)
52 Weeks High date	151.1130 EUR (2024/06/17)
52 Weeks Low date	118.2651 EUR (2023/07/20)

Recent Research

on underlying	on sector	on market	
Date		Headline	Download
2024/07/12		Global Equity Ratings	
2024/06/21		Global Equity Ratings	
2024/06/14		Global Equity Ratings	
2024/05/29		Global Equity Ratings	
2024/04/26		Global Equity Ratings	