

## BEIERSDORF AG FUTURE (BEIG) - EUX/C13

2024/04/30 18:39:01

Price  
**145.2186** EURDifference  0.80% (1.15)

## General attributes

Symbol	BEIGC13
Exchange	Eurex
Currency	EUR
Security type	Future
Underlying	BEIERSDORF AG
Maturity	05-2025
Contract size	100

## Market data

Bid (Bid size)	- EUR (-)
Ask (Ask size)	- EUR (-)
Open	145.2186 EUR
High	145.2186 EUR
Low	145.2186 EUR
Close (prev. day)	144.0674 EUR
Underlying	BEIERSDORF AG
Underlying price (date)	141.85 (24/05/02)
Settlement price (date)	145.22 (24/04/30)
Open Interest	0

## Performance and Risk

	6m	1Y	3Y
Perf (%)	+14.09%	+10.92%	-
Perf (abs.)	+17.93	+14.29	-
Beta	-	-	-
Volatility	16.32	15.94	-

## Futures and Options

Related Futures	-
Related Options	-

5Y












Information about previous performance does not guarantee future performance.  
Source: FactSet

## Price data

Ø price 5 days   Ø volume 5 days (pcs.)	144.3112 EUR (0)
Ø price 30 days   Ø volume 30 days (pcs.)	138.5510 EUR (0)
Ø price 100 days   Ø volume 100 days (pcs.)	139.6998 EUR (0)
Ø price 250 days   Ø volume 250 days (pcs.)	131.5720 EUR (0)
YTD High   date	146.1884 EUR (2024/02/06)
YTD Low   date	133.2324 EUR (2024/04/09)
52 Weeks High   date	146.1884 EUR (2024/02/06)
52 Weeks Low   date	118.2651 EUR (2023/07/20)

## Recent Research

on underlying	on sector	on market	
Date		Headline	Download
2024/04/26		Global Equity Ratings	
2024/04/03		Global Equity Ratings	
2024/03/13		Global Equity Ratings	
2024/02/22		Global Equity Ratings	
2024/02/14		Global Equity Ratings	