

BRISTOL-MYERS SQUIBB CO. FUTURE (BMYF) - EUX/C10

2024/08/15 18:47:45

Price
48.9322 USDDifference  1.14% (0.55)

General attributes

Symbol	BMYFC10
Exchange	Eurex
Currency	USD
Security type	Future
Underlying	BRISTOL-MYERS SQUIBB CO.
Maturity	06-2025
Contract size	100

Market data

Bid (Bid size)	- USD (-)
Ask (Ask size)	- USD (-)
Open	48.9322 USD
High	48.9322 USD
Low	48.9322 USD
Close (prev. day)	48.3807 USD
Underlying	BRISTOL-MYERS SQUIBB CO.
Underlying price (date)	49.11 (24/08/15)
Settlement price (date)	49.12 (24/08/15)
Open Interest	0

Performance and Risk

	6m	1Y	3Y
Perf (%)	-2.00%	-22.55%	-
Perf (abs.)	-1.00	-14.25	-
Beta	-	-	-
Volatility	36.94	29.07	-

Futures and Options

Related Futures	-
Related Options	-












5Y

Information about previous performance does not guarantee future performance.
Source: FactSet

Price data

Ø price 5 days Ø volume 5 days (pcs.)	47.9211 USD (0)
Ø price 30 days Ø volume 30 days (pcs.)	44.9222 USD (0)
Ø price 100 days Ø volume 100 days (pcs.)	46.3976 USD (0)
Ø price 250 days Ø volume 250 days (pcs.)	51.5337 USD (0)
YTD High date	54.7017 USD (2024/03/11)
YTD Low date	39.4383 USD (2024/07/05)
52 Weeks High date	63.6277 USD (2023/08/29)
52 Weeks Low date	39.4383 USD (2024/07/05)

Recent Research

on underlying	on sector	on market	
Date		Headline	Download
2024/08/12		Global Equity Ratings	
2024/07/24		Global Equity Ratings	
2024/07/12		Global Equity Ratings	
2024/06/21		Global Equity Ratings	
2024/06/14		Global Equity Ratings	