

BCE INC. FUTURE (BCEF) - EUX/C11

2024/04/16 18:52:15

Price
31.4691 USD

Difference  -0.95% (-0.30)

General attributes

Symbol	BCEFC11
Exchange	Eurex
Currency	USD
Security type	Future
Underlying	BCE INC.
Maturity	02-2025
Contract size	100

Market data

Bid (Bid size)	- USD (-)
Ask (Ask size)	- USD (-)
Open	31.4691 USD
High	31.4691 USD
Low	31.4691 USD
Close (prev. day)	31.7699 USD
Underlying	BCE INC.
Underlying price (date)	44.54 (24/04/16)
Settlement price (date)	31.47 (24/04/16)
Open Interest	0

Performance and Risk

	6m	1Y	3Y
Perf (%)	-17.45%	-33.74%	-
Perf (abs.)	-6.65	-16.03	-
Beta	-	-	-
Volatility	21.20	18.60	-

5Y












Information about previous performance does not guarantee future performance.
Source: FactSet

Price data

31,7855 USD (0)
33,3592 USD (0)
37,0194 USD (0)
39,9149 USD (0)
41,1207 USD (19.01.2024)
31,4691 USD (16.04.2024)
47,7256 USD (18.04.2023)
31,4691 USD (16.04.2024)

Recent Research

on sector			
Date		Headline	Download
2024/04/03		Global Equity Ratings	
2024/03/13		Global Equity Ratings	
2024/02/22		Global Equity Ratings	
2024/02/14		Global Equity Ratings	
2024/01/23		Global Equity Ratings	