

# BCE INC. FUTURE (BCEF) - EUX/C11

2023/05/29 15:26:02

**Price**  
44.4754 USD

**Difference**  0.00% (0.00)

### General attributes

**Symbol** BCEFC11  
**Exchange** Eurex  
**Currency** USD  
**Security type** Future  
**Underlying** BCE INC.  
**Maturity** 04-2024  
**Contract size** 100

### Market data

**Bid (Bid size)** - USD (-)  
**Ask (Ask size)** - USD (-)  
**Open** 44.4754 USD  
**High** 44.4754 USD  
**Low** 44.4754 USD  
**Close (prev. day)** 44.4754 USD  
**Underlying** BCE INC.  
**Underlying price (date)** 61.84 (23/05/30)  
**Settlement price (date)** 44.48 (23/05/29)  
**Open Interest** 0

### Performance and Risk

	6m	1Y	3Y
Perf (%)	-	-	-
Perf (abs.)	-	-	-
Beta	-	-	-
Volatility	13.07	13.07	13.07

### Futures and Options

**Related Futures** -  
**Related Options** -

5Y











Information about previous performance does not guarantee future performance.  
 Source: FactSet

### Price data

Ø price 5 days   Ø volume 5 days (pcs.)	44.9752 USD (0)
Ø price 30 days   Ø volume 30 days (pcs.)	46.5576 USD (0)
Ø price 100 days   Ø volume 100 days (pcs.)	- USD (0)
Ø price 250 days   Ø volume 250 days (pcs.)	- USD (0)
YTD High   date	47.7256 USD (2023/04/18)
YTD Low   date	42.3089 USD (2023/03/15)
52 Weeks High   date	47.7256 USD (2023/04/18)
52 Weeks Low   date	42.3089 USD (2023/03/15)

### Recent Research

on sector			
Date		Headline	Download
2023/05/24		Global Equity Ratings	
2023/05/03		Global Equity Ratings	
2023/04/25		Global Equity Ratings	
2023/03/28		Global Equity Ratings	
2023/03/16		Global Equity Ratings	