

KONINKLIJKE BAM GROEP N.V. FUTURE (BPGC) - EUX/C11

2024/07/15 18:40:48

Price
4.3623 EUR

Difference  0.30% (0.01)

General attributes

Symbol	BPGC11
Exchange	Eurex
Currency	EUR
Security type	Future
Underlying	KONINKLIJKE BAM GROEP N.V.
Maturity	05-2025
Contract size	100

Market data

Bid (Bid size)	- EUR (-)
Ask (Ask size)	- EUR (-)
Open	4.3623 EUR
High	4.3623 EUR
Low	4.3623 EUR
Close (prev. day)	4.3492 EUR
Underlying	KONINKLIJKE BAM GROEP N.V.
Underlying price (date)	4.326 (24/07/16)
Settlement price (date)	4.36 (24/07/15)
Open Interest	0

Performance and Risk

	6m	1Y	3Y
Perf (%)	+73.75%	+130.87%	-
Perf (abs.)	+1.85	+2.47	-
Beta	-	-	-
Volatility	49.52	38.83	-

Futures and Options

Related Futures	-
Related Options	-

5Y












Information about previous performance does not guarantee future performance.
Source: FactSet

Price data

Ø price 5 days Ø volume 5 days (pcs.)	4.2924 EUR (0)
Ø price 30 days Ø volume 30 days (pcs.)	4.1997 EUR (0)
Ø price 100 days Ø volume 100 days (pcs.)	3.6755 EUR (0)
Ø price 250 days Ø volume 250 days (pcs.)	2.6185 EUR (0)
YTD High date	4.3623 EUR (2024/07/15)
YTD Low date	2.3599 EUR (2024/01/03)
52 Weeks High date	4.3623 EUR (2024/07/15)
52 Weeks Low date	1.7527 EUR (2023/10/25)

Recent Research

on sector		on market	
Date		Headline	Download
2024/07/12		Global Equity Ratings	
2024/06/21		Global Equity Ratings	
2024/06/14		Global Equity Ratings	
2024/05/29		Global Equity Ratings	
2024/04/26		Global Equity Ratings	