

BCE INC. FUTURE (BCEF) - EUX/C12

2024/10/10 18:37:27

Price
31.331 USD

Difference  -1.70% (-0.54)

General attributes

Symbol	BCEFC12
Exchange	Eurex
Currency	USD
Security type	Future
Underlying	BCE INC.
Maturity	09-2025
Contract size	100

Market data

Bid (Bid size)	- USD (-)
Ask (Ask size)	- USD (-)
Open	31.331 USD
High	31.331 USD
Low	31.331 USD
Close (prev. day)	31.872 USD
Underlying	BCE INC.
Underlying price (date)	45.16 (24/10/10)
Settlement price (date)	31.33 (24/10/10)
Open Interest	0

Performance and Risk

	6m	1Y	3Y
Perf (%)	+0.04%	-15.80%	-
Perf (abs.)	+0.01	-5.88	-
Beta	-	-	-
Volatility	17.73	20.32	-

Futures and Options

Related Futures	-
Related Options	-

5Y












Information about previous performance does not guarantee future performance.
Source: FactSet

Price data

Ø price 5 days Ø volume 5 days (pcs.)	31.825 USD (0)
Ø price 30 days Ø volume 30 days (pcs.)	33.376 USD (0)
Ø price 100 days Ø volume 100 days (pcs.)	32.893 USD (0)
Ø price 250 days Ø volume 250 days (pcs.)	35.256 USD (0)
YTD High date	40.554 USD (2024/01/19)
YTD Low date	30.761 USD (2024/04/17)
52 Weeks High date	40.554 USD (2024/01/19)
52 Weeks Low date	30.761 USD (2024/04/17)

Recent Research

on sector			
Date		Headline	Download
2024/09/27		Global Equity Ratings	
2024/09/11		Global Equity Ratings	
2024/09/05		Global Equity Ratings	
2024/08/12		Global Equity Ratings	
2024/07/24		Global Equity Ratings	