

BCE INC. FUTURE (BCEF) - EUX/C12

2024/04/24 18:35:09

Price
31.6208 USD

Difference  -1.52% (-0.49)

General attributes

Symbol	BCEFC12
Exchange	Eurex
Currency	USD
Security type	Future
Underlying	BCE INC.
Maturity	04-2025
Contract size	100

Market data

Bid (Bid size)	- USD (-)
Ask (Ask size)	- USD (-)
Open	31.6208 USD
High	31.6208 USD
Low	31.6208 USD
Close (prev. day)	32.1077 USD
Underlying	BCE INC.
Underlying price (date)	45.29 (24/04/24)
Settlement price (date)	31.62 (24/04/24)
Open Interest	0

Performance and Risk

	6m	1Y	3Y
Perf (%)	-13.91%	-32.82%	-
Perf (abs.)	-5.11	-15.45	-
Beta	-	-	-
Volatility	21.81	19.37	-

Futures and Options

Related Futures	-
Related Options	-

5Y












Information about previous performance does not guarantee future performance.
Source: FactSet

Price data

Ø price 5 days Ø volume 5 days (pcs.)	31.4738 USD (0)
Ø price 30 days Ø volume 30 days (pcs.)	32.2234 USD (0)
Ø price 100 days Ø volume 100 days (pcs.)	36.4235 USD (0)
Ø price 250 days Ø volume 250 days (pcs.)	39.4296 USD (0)
YTD High date	40.5540 USD (2024/01/19)
YTD Low date	30.7607 USD (2024/04/17)
52 Weeks High date	47.5317 USD (2023/04/28)
52 Weeks Low date	30.7607 USD (2024/04/17)

Recent Research

on sector			
Date		Headline	Download
2024/04/03		Global Equity Ratings	
2024/03/13		Global Equity Ratings	
2024/02/22		Global Equity Ratings	
2024/02/14		Global Equity Ratings	
2024/01/23		Global Equity Ratings	