

# BCE INC. FUTURE (BCEF) - EUX/C12

2023/10/04 18:56:23

Price  
**35.4684** USD

Difference  -0.26% (-0.09)

### General attributes

Symbol	BCEFC12
Exchange	Eurex
Currency	USD
Security type	Future
Underlying	BCE INC.
Maturity	09-2024
Contract size	100

### Market data

Bid (Bid size)	- USD (-)
Ask (Ask size)	- USD (-)
Open	35.4684 USD
High	35.4684 USD
Low	35.4684 USD
Close (prev. day)	35.56 USD
Underlying	BCE INC.
Underlying price (date)	50.16 (23/10/04)
Settlement price (date)	35.47 (23/10/04)
Open Interest	0

### Performance and Risk

	6m	1Y	3Y
Perf (%)	-21.15%	-	-
Perf (abs.)	-9.52	-	-
Beta	-	-	-
Volatility	15.86	15.00	15.00

### Futures and Options

Related Futures	-
Related Options	-












5Y

Information about previous performance does not guarantee future performance.  
Source: FactSet

### Price data

Ø price 5 days   Ø volume 5 days (pcs.)	36.4328 USD (0)
Ø price 30 days   Ø volume 30 days (pcs.)	39.5558 USD (0)
Ø price 100 days   Ø volume 100 days (pcs.)	42.4536 USD (0)
Ø price 250 days   Ø volume 250 days (pcs.)	- USD (0)
YTD High   date	47.5317 USD (2023/04/28)
YTD Low   date	35.4684 USD (2023/10/04)
52 Weeks High   date	47.5317 USD (2023/04/28)
52 Weeks Low   date	35.4684 USD (2023/10/04)

### Recent Research

on sector			
Date		Headline	Download
2023/09/29		Global Equity Ratings	
2023/09/08		Global Equity Ratings	
2023/08/22		Global Equity Ratings	
2023/08/17		Global Equity Ratings	
2023/08/09		Global Equity Ratings	