

BCE INC. FUTURE (BCEF) - EUX/C12

2023/06/06 18:36:30

Price
44.9136 USD

Difference  -1.06% (-0.48)

General attributes

Symbol	BCEFC12
Exchange	Eurex
Currency	USD
Security type	Future
Underlying	BCE INC.
Maturity	05-2024
Contract size	100

Market data

Bid (Bid size)	- USD (-)
Ask (Ask size)	- USD (-)
Open	44.9136 USD
High	44.9136 USD
Low	44.9136 USD
Close (prev. day)	45.3968 USD
Underlying	BCE INC.
Underlying price (date)	61.22 (23/06/06)
Settlement price (date)	44.91 (23/06/06)
Open Interest	0

Performance and Risk

	6m	1Y	3Y
Perf (%)	-	-	-
Perf (abs.)	-	-	-
Beta	-	-	-
Volatility	12.59	12.59	12.59

Futures and Options

Related Futures	-
Related Options	-

5Y












Information about previous performance does not guarantee future performance.
Source: FactSet

Price data

Ø price 5 days Ø volume 5 days (pcs.)	44.9086 USD (0)
Ø price 30 days Ø volume 30 days (pcs.)	46.2144 USD (0)
Ø price 100 days Ø volume 100 days (pcs.)	45.2777 USD (0)
Ø price 250 days Ø volume 250 days (pcs.)	- USD (0)
YTD High date	47.5317 USD (2023/04/28)
YTD Low date	42.4391 USD (2023/03/15)
52 Weeks High date	47.5317 USD (2023/04/28)
52 Weeks Low date	42.4391 USD (2023/03/15)

Recent Research

on sector			
Date		Headline	Download
2023/06/06		Global Equity Ratings	
2023/06/01		Global Equity Ratings	
2023/05/24		Global Equity Ratings	
2023/05/03		Global Equity Ratings	
2023/04/25		Global Equity Ratings	