

BEIERSDORF AG FUTURE (BEIG) - EUX/C10

2024/09/13 18:34:58

Price
129.4835 EURDifference  0.15% (0.20)

General attributes

Symbol	BEIGC10
Exchange	Eurex
Currency	EUR
Security type	Future
Underlying	BEIERSDORF AG
Maturity	06-2025
Contract size	100

Market data

Bid (Bid size)	- EUR (-)
Ask (Ask size)	- EUR (-)
Open	129.4835 EUR
High	129.4835 EUR
Low	129.4835 EUR
Close (prev. day)	129.2883 EUR
Underlying	BEIERSDORF AG
Underlying price (date)	126.80 (24/09/13)
Settlement price (date)	129.48 (24/09/13)
Open Interest	0

Performance and Risk

	6m	1Y	3Y
Perf (%)	-7.40%	+3.57%	-
Perf (abs.)	-10.34	+4.46	-
Beta	-	-	-
Volatility	16.25	16.06	-

Futures and Options

Related Futures	-
Related Options	-

5Y












Information about previous performance does not guarantee future performance.
Source: FactSet

Price data

Ø price 5 days Ø volume 5 days (pcs.)	129.7710 EUR (0)
Ø price 30 days Ø volume 30 days (pcs.)	130.3291 EUR (0)
Ø price 100 days Ø volume 100 days (pcs.)	135.3001 EUR (0)
Ø price 250 days Ø volume 250 days (pcs.)	134.7532 EUR (0)
YTD High date	150.5244 EUR (2024/06/17)
YTD Low date	126.2947 EUR (2024/08/13)
52 Weeks High date	150.5244 EUR (2024/06/17)
52 Weeks Low date	123.4931 EUR (2023/10/04)

Recent Research

on underlying	on sector	on market	
Date		Headline	Download
2024/09/11		Global Equity Ratings	
2024/09/05		Global Equity Ratings	
2024/08/12		Global Equity Ratings	
2024/07/24		Global Equity Ratings	
2024/07/12		Global Equity Ratings	