

BECTON, DICKINSON & CO. FUTURE (BDXF) - EUX/C13

2024/10/18 19:07:03

Price
249.1415 USD

Difference  0.72% (1.79)

General attributes

Symbol	BDXFC13
Exchange	Eurex
Currency	USD
Security type	Future
Underlying	BECTON DICKINSON AND CO.
Maturity	12-2025
Contract size	100

Market data

Bid (Bid size)	- USD (-)
Ask (Ask size)	- USD (-)
Open	249.1415 USD
High	249.1415 USD
Low	249.1415 USD
Close (prev. day)	247.3533 USD
Underlying	BECTON DICKINSON AND CO.
Underlying price (date)	243.75 (24/10/18)
Settlement price (date)	249.84 (24/10/18)
Open Interest	0

Performance and Risk

	6m	1Y	3Y
Perf (%)	+3.96%	-8.29%	-
Perf (abs.)	+9.50	-22.51	-
Beta	-	-	-
Volatility	20.71	21.04	-

Futures and Options

Related Futures	-
Related Options	-

5Y












Information about previous performance does not guarantee future performance.
Source: FactSet

Price data

Ø price 5 days Ø volume 5 days (pcs.)	247.8638 USD (0)
Ø price 30 days Ø volume 30 days (pcs.)	243.6325 USD (0)
Ø price 100 days Ø volume 100 days (pcs.)	243.4225 USD (0)
Ø price 250 days Ø volume 250 days (pcs.)	246.9513 USD (0)
YTD High date	258.2427 USD (2024/02/19)
YTD Low date	235.4104 USD (2024/07/16)
52 Weeks High date	271.5574 USD (2023/10/25)
52 Weeks Low date	235.4104 USD (2024/07/16)

Recent Research

on sector		on market	
Date		Headline	Download
2024/09/27		Global Equity Ratings	
2024/09/11		Global Equity Ratings	
2024/09/05		Global Equity Ratings	
2024/08/12		Global Equity Ratings	
2024/07/24		Global Equity Ratings	