

## BAYER AG FUTURE (BAYG) - EUX/C1

2024/04/24 18:35:09

Price  
**26.9506** EURDifference  -1.38% (-0.38)

## General attributes

Symbol	BAYGC1
Exchange	Eurex
Currency	EUR
Security type	Future
Underlying	BAYER AG
Maturity	05-2024
Contract size	100

## Market data

Bid (Bid size)	- EUR (-)
Ask (Ask size)	- EUR (-)
Open	26.9506 EUR
High	26.9506 EUR
Low	26.9506 EUR
Close (prev. day)	27.3289 EUR
Underlying	BAYER AG
Underlying price (date)	26.97 (24/04/24)
Settlement price (date)	26.95 (24/04/24)
Open Interest	0

## Performance and Risk

	6m	1Y	3Y
Perf (%)	-34.90%	-53.93%	-
Perf (abs.)	-14.45	-31.55	-
Beta	-	-	-
Volatility	39.94	31.68	-

## Futures and Options

Related Futures	-
Related Options	-

5Y












Information about previous performance does not guarantee future performance.  
Source: FactSet

## Price data

Ø price 5 days   Ø volume 5 days (pcs.)	26.8299 EUR (200)
Ø price 30 days   Ø volume 30 days (pcs.)	27.0229 EUR (1,383)
Ø price 100 days   Ø volume 100 days (pcs.)	29.7338 EUR (1,416)
Ø price 250 days   Ø volume 250 days (pcs.)	40.8643 EUR (1,302)
YTD High   date	35.6339 EUR (2024/01/09)
YTD Low   date	25.9564 EUR (2024/03/19)
52 Weeks High   date	58.7686 EUR (2023/05/05)
52 Weeks Low   date	25.9564 EUR (2024/03/19)

## Recent Research

on underlying	on sector	on market	
Date		Headline	Download
2024/01/23		Global Equity Ratings	
2023/12/21		Global Equity Ratings	
2023/12/07		Global Equity Ratings	
2023/11/24		Global Equity Ratings	
2023/10/27		Global Equity Ratings	