

# BAXTER INTERNATIONAL INC. FUTURE (BAXG) - EUX/C11

2024/06/21 19:16:57

Price  
**34.5934** USD

Difference  -0.18% (-0.06)

### General attributes

Symbol	BAXGC11
Exchange	Eurex
Currency	USD
Security type	Future
Underlying	BAXTER INTERNATIONAL INC
Maturity	05-2025
Contract size	100

### Market data

Bid (Bid size)	- USD (-)
Ask (Ask size)	- USD (-)
Open	34.5934 USD
High	34.5934 USD
Low	34.5934 USD
Close (prev. day)	34.655 USD
Underlying	BAXTER INTERNATIONAL INC
Underlying price (date)	33.45 (24/06/28)
Settlement price (date)	34.22 (24/06/28)
Open Interest	0

### Performance and Risk

	6m	1Y	3Y
Perf (%)	-12.58%	-25.15%	-
Perf (abs.)	-4.98	-11.62	-
Beta	-	-	-
Volatility	30.54	29.32	-

### Futures and Options

Related Futures	-
Related Options	-

5Y








Information about previous performance does not guarantee future performance.  
Source: FactSet

### Price data

Ø price 5 days   Ø volume 5 days (pcs.)	34.5651 USD (0)
Ø price 30 days   Ø volume 30 days (pcs.)	- USD (-)
Ø price 100 days   Ø volume 100 days (pcs.)	41.3278 USD (0)
Ø price 250 days   Ø volume 250 days (pcs.)	40.4130 USD (0)
YTD High   date	44.8928 USD (2024/03/08)
YTD Low   date	34.3969 USD (2024/06/17)
52 Weeks High   date	50.3541 USD (2023/07/20)
52 Weeks Low   date	32.1767 USD (2023/10/30)

### Recent Research

on sector		on market	
Date		Headline	Download
2024/06/21		Global Equity Ratings	
2024/06/14		Global Equity Ratings	
2024/05/29		Global Equity Ratings	
2024/04/26		Global Equity Ratings	
2024/04/03		Global Equity Ratings	