

# BAYER AG FUTURE (BAYG) - EUX/C12

2024/07/26 18:34:55

Price  
**28.3234** EUR

Difference  -0.25% (-0.07)

### General attributes

Symbol	BAYGC12
Exchange	Eurex
Currency	EUR
Security type	Future
Underlying	BAYER AG
Maturity	07-2025
Contract size	100

### Market data

Bid (Bid size)	- EUR (-)
Ask (Ask size)	- EUR (-)
Open	28.3234 EUR
High	28.3234 EUR
Low	28.3234 EUR
Close (prev. day)	28.3932 EUR
Underlying	BAYER AG
Underlying price (date)	27.465 (24/07/26)
Settlement price (date)	28.32 (24/07/26)
Open Interest	0

### Performance and Risk

	6m	1Y	3Y
Perf (%)	-12.63%	-45.36%	-
Perf (abs.)	-4.10	-23.51	-
Beta	-	-	-
Volatility	32.51	34.95	-

### Futures and Options

Related Futures	-
Related Options	-

5Y












Information about previous performance does not guarantee future performance.  
Source: FactSet

### Price data

Ø price 5 days   Ø volume 5 days (pcs.)	28.1052 EUR (0)
Ø price 30 days   Ø volume 30 days (pcs.)	27.2766 EUR (0)
Ø price 100 days   Ø volume 100 days (pcs.)	27.6509 EUR (0)
Ø price 250 days   Ø volume 250 days (pcs.)	35.8101 EUR (24)
YTD High   date	35.6321 EUR (2024/01/09)
YTD Low   date	26.1211 EUR (2024/07/09)
52 Weeks High   date	53.4307 EUR (2023/07/31)
52 Weeks Low   date	26.1211 EUR (2024/07/09)

### Recent Research

on underlying	on sector	on market	
Date		Headline	Download
2024/01/23		Global Equity Ratings	
2023/12/21		Global Equity Ratings	
2023/12/07		Global Equity Ratings	
2023/11/24		Global Equity Ratings	
2023/10/27		Global Equity Ratings	