

# BAYER AG FUTURE (BAYG) - EUX/C12

2024/07/16 18:49:56

Price  
**26.8341** EUR

Difference  -1.27% (-0.34)

### General attributes

Symbol	BAYGC12
Exchange	Eurex
Currency	EUR
Security type	Future
Underlying	BAYER AG
Maturity	06-2025
Contract size	100

### Market data

Bid (Bid size)	- EUR (-)
Ask (Ask size)	- EUR (-)
Open	26.8341 EUR
High	26.8341 EUR
Low	26.8341 EUR
Close (prev. day)	27.1786 EUR
Underlying	BAYER AG
Underlying price (date)	25.92 (24/07/17)
Settlement price (date)	26.83 (24/07/16)
Open Interest	0

### Performance and Risk

	6m	1Y	3Y
Perf (%)	-19.82%	-46.76%	-
Perf (abs.)	-6.63	-23.57	-
Beta	-	-	-
Volatility	32.11	34.50	-

### Futures and Options

Related Futures	-
Related Options	-

5Y












Information about previous performance does not guarantee future performance.  
Source: FactSet

### Price data

Ø price 5 days   Ø volume 5 days (pcs.)	27.2289 EUR (0)
Ø price 30 days   Ø volume 30 days (pcs.)	26.9253 EUR (0)
Ø price 100 days   Ø volume 100 days (pcs.)	27.8245 EUR (0)
Ø price 250 days   Ø volume 250 days (pcs.)	36.7532 EUR (24)
YTD High   date	35.6321 EUR (2024/01/09)
YTD Low   date	26.1211 EUR (2024/07/09)
52 Weeks High   date	53.4307 EUR (2023/07/31)
52 Weeks Low   date	26.1211 EUR (2024/07/09)

### Recent Research

on underlying	on sector	on market	
Date		Headline	Download
2024/01/23		Global Equity Ratings	
2023/12/21		Global Equity Ratings	
2023/12/07		Global Equity Ratings	
2023/11/24		Global Equity Ratings	
2023/10/27		Global Equity Ratings	