

BAYER AG FUTURE (BAYG) - EUX/C12

2024/06/21 19:16:57

Price
26.8026 EUR

Difference  -0.01% (-0.00)

General attributes

Symbol	BAYGC12
Exchange	Eurex
Currency	EUR
Security type	Future
Underlying	BAYER AG
Maturity	06-2025
Contract size	100

Market data

Bid (Bid size)	- EUR (-)
Ask (Ask size)	- EUR (-)
Open	26.8026 EUR
High	26.8026 EUR
Low	26.8026 EUR
Close (prev. day)	26.8052 EUR
Underlying	BAYER AG
Underlying price (date)	26.38 (24/06/28)
Settlement price (date)	27.27 (24/06/28)
Open Interest	0

Performance and Risk

	6m	1Y	3Y
Perf (%)	-17.80%	-47.55%	-
Perf (abs.)	-5.80	-24.30	-
Beta	-	-	-
Volatility	31.35	33.67	-

Futures and Options

Related Futures	-
Related Options	-

5Y












Information about previous performance does not guarantee future performance.
Source: FactSet

Price data

Ø price 5 days Ø volume 5 days (pcs.)	26.7864 EUR (0)
Ø price 30 days Ø volume 30 days (pcs.)	- EUR (-)
Ø price 100 days Ø volume 100 days (pcs.)	28.1623 EUR (0)
Ø price 250 days Ø volume 250 days (pcs.)	38.1918 EUR (24)
YTD High date	35.6321 EUR (2024/01/09)
YTD Low date	26.4167 EUR (2024/06/19)
52 Weeks High date	53.4307 EUR (2023/07/31)
52 Weeks Low date	26.4167 EUR (2024/06/19)

Recent Research

on underlying	on sector	on market	
Date		Headline	Download
2024/01/23		Global Equity Ratings	
2023/12/21		Global Equity Ratings	
2023/12/07		Global Equity Ratings	
2023/11/24		Global Equity Ratings	
2023/10/27		Global Equity Ratings	