

BOEING CO. FUTURE (BCOF) - EUX/C13

2024/06/21 19:16:58

Price
186.0233 USDDifference  1.55% (2.83)

General attributes

Symbol	BCOFC13
Exchange	Eurex
Currency	USD
Security type	Future
Underlying	BOEING CO., THE
Maturity	07-2025
Contract size	100

Market data

Bid (Bid size)	- USD (-)
Ask (Ask size)	- USD (-)
Open	186.0233 USD
High	186.0233 USD
Low	186.0233 USD
Close (prev. day)	183.1926 USD
Underlying	BOEING CO., THE
Underlying price (date)	182.01 (24/06/28)
Settlement price (date)	193.37 (24/06/28)
Open Interest	0

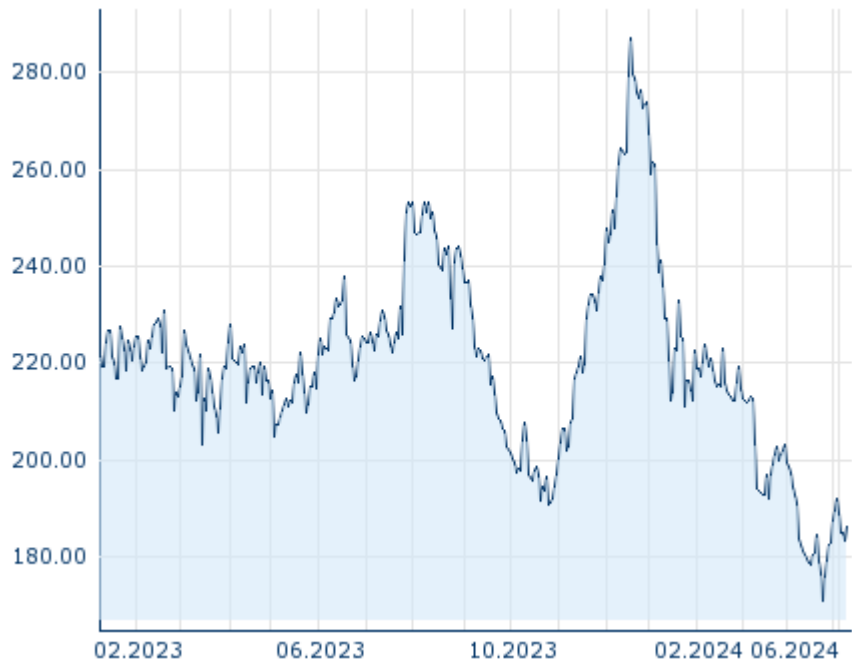
Performance and Risk

	6m	1Y	3Y
Perf (%)	-32.66%	-17.24%	-
Perf (abs.)	-90.21	-38.75	-
Beta	-	-	-
Volatility	35.50	32.32	-

Futures and Options

Related Futures	-
Related Options	-

5Y











Information about previous performance does not guarantee future performance.
Source: FactSet

Price data

Ø price 5 days Ø volume 5 days (pcs.)	185.6273 USD (0)
Ø price 30 days Ø volume 30 days (pcs.)	- USD (-)
Ø price 100 days Ø volume 100 days (pcs.)	199.9019 USD (0)
Ø price 250 days Ø volume 250 days (pcs.)	220.0182 USD (0)
YTD High date	267.9228 USD (2024/01/02)
YTD Low date	170.8169 USD (2024/04/25)
52 Weeks High date	287.2084 USD (2023/12/18)
52 Weeks Low date	170.8169 USD (2024/04/25)

Recent Research

on sector		on market	
Date		Headline	Download
2024/06/21		Global Equity Ratings	
2024/06/14		Global Equity Ratings	
2024/05/29		Global Equity Ratings	
2024/04/26		Global Equity Ratings	
2024/04/03		Global Equity Ratings	