

BASF SE FUTURE (BASG) - EUX/C10

2024/10/18 19:07:02

Price
46.3728 EUR

Difference  1.75% (0.80)

General attributes

Symbol	BASGC10
Exchange	Eurex
Currency	EUR
Security type	Future
Underlying	BASF SE
Maturity	08-2025
Contract size	100

Market data

Bid (Bid size)	- EUR (-)
Ask (Ask size)	- EUR (-)
Open	46.3728 EUR
High	46.3728 EUR
Low	46.3728 EUR
Close (prev. day)	45.576 EUR
Underlying	BASF SE
Underlying price (date)	46.99 (24/10/18)
Settlement price (date)	46.46 (24/10/18)
Open Interest	0

Performance and Risk

	6m	1Y	3Y
Perf (%)	-6.85%	+13.65%	-
Perf (abs.)	-3.41	+5.57	-
Beta	-	-	-
Volatility	30.23	26.69	-

Futures and Options

Related Futures	-
Related Options	-













Information about previous performance does not guarantee future performance.
Source: FactSet

Price data

Ø price 5 days Ø volume 5 days (pcs.)	45.7740 EUR (0)
Ø price 30 days Ø volume 30 days (pcs.)	45.1417 EUR (0)
Ø price 100 days Ø volume 100 days (pcs.)	44.1314 EUR (0)
Ø price 250 days Ø volume 250 days (pcs.)	45.1688 EUR (0)
YTD High date	53.8373 EUR (2024/04/04)
YTD Low date	39.7824 EUR (2024/08/05)
52 Weeks High date	53.8373 EUR (2024/04/04)
52 Weeks Low date	39.6359 EUR (2023/10/25)

Recent Research

on underlying	on sector	on market	
Date		Headline	Download
2024/09/27		Global Equity Ratings	
2024/09/11		Global Equity Ratings	
2024/09/05		Global Equity Ratings	
2024/08/12		Global Equity Ratings	
2024/07/24		Global Equity Ratings	

5Y