

# BASF SE FUTURE (BASG) - EUX/C10

2024/09/10 18:39:05

Price  
**41.3679** EUR

Difference  -2.69% (-1.15)

### General attributes

Symbol	BASGC10
Exchange	Eurex
Currency	EUR
Security type	Future
Underlying	BASF SE
Maturity	06-2025
Contract size	100

### Market data

Bid (Bid size)	- EUR (-)
Ask (Ask size)	- EUR (-)
Open	41.3679 EUR
High	41.3679 EUR
Low	41.3679 EUR
Close (prev. day)	42.5136 EUR
Underlying	BASF SE
Underlying price (date)	42.49 (24/09/10)
Settlement price (date)	41.37 (24/09/10)
Open Interest	0

### Performance and Risk

	6m	1Y	3Y
Perf (%)	-13.03%	-5.05%	-
Perf (abs.)	-6.20	-2.20	-
Beta	-	-	-
Volatility	27.84	26.06	-

### Futures and Options

Related Futures	-
Related Options	-

5Y












Information about previous performance does not guarantee future performance.  
Source: FactSet

### Price data

Ø price 5 days   Ø volume 5 days (pcs.)	42.6822 EUR (0)
Ø price 30 days   Ø volume 30 days (pcs.)	42.2241 EUR (0)
Ø price 100 days   Ø volume 100 days (pcs.)	44.1658 EUR (0)
Ø price 250 days   Ø volume 250 days (pcs.)	44.6127 EUR (0)
YTD High   date	53.8373 EUR (2024/04/04)
YTD Low   date	39.7824 EUR (2024/08/05)
52 Weeks High   date	53.8373 EUR (2024/04/04)
52 Weeks Low   date	39.6359 EUR (2023/10/25)

### Recent Research

on underlying	on sector	on market	
Date		Headline	Download
2024/09/05		Global Equity Ratings	
2024/08/12		Global Equity Ratings	
2024/07/24		Global Equity Ratings	
2024/07/12		Global Equity Ratings	
2024/06/21		Global Equity Ratings	