

BASF SE FUTURE (BASG) - EUX/C10

2024/07/26 18:34:55

Price
42.8004 EUR

Difference  -2.49% (-1.09)

General attributes

Symbol	BASGC10
Exchange	Eurex
Currency	EUR
Security type	Future
Underlying	BASF SE
Maturity	05-2025
Contract size	100

Market data

Bid (Bid size)	- EUR (-)
Ask (Ask size)	- EUR (-)
Open	42.8004 EUR
High	42.8004 EUR
Low	42.8004 EUR
Close (prev. day)	43.8934 EUR
Underlying	BASF SE
Underlying price (date)	43.735 (24/07/26)
Settlement price (date)	42.80 (24/07/26)
Open Interest	0

Performance and Risk

	6m	1Y	3Y
Perf (%)	-3.37%	-8.02%	-
Perf (abs.)	-1.49	-3.73	-
Beta	-	-	-
Volatility	27.91	25.69	-

Futures and Options

Related Futures	-
Related Options	-

5Y












Information about previous performance does not guarantee future performance.
Source: FactSet

Price data

Ø price 5 days Ø volume 5 days (pcs.)	43.6448 EUR (0)
Ø price 30 days Ø volume 30 days (pcs.)	45.4138 EUR (0)
Ø price 100 days Ø volume 100 days (pcs.)	48.5814 EUR (0)
Ø price 250 days Ø volume 250 days (pcs.)	45.0385 EUR (0)
YTD High date	53.8373 EUR (2024/04/04)
YTD Low date	41.4030 EUR (2024/01/22)
52 Weeks High date	53.8373 EUR (2024/04/04)
52 Weeks Low date	39.6359 EUR (2023/10/25)

Recent Research

on underlying	on sector	on market	
Date		Headline	Download
2024/07/24		Global Equity Ratings	
2024/07/12		Global Equity Ratings	
2024/06/21		Global Equity Ratings	
2024/06/14		Global Equity Ratings	
2024/05/29		Global Equity Ratings	