

BASF SE FUTURE (BASG) - EUX/C10

2024/04/30 18:39:00

Price
50.6737 EUR

Difference  0.20% (0.10)

General attributes

Symbol	BASGC10
Exchange	Eurex
Currency	EUR
Security type	Future
Underlying	BASF SE
Maturity	03-2025
Contract size	100

Market data

Bid (Bid size)	- EUR (-)
Ask (Ask size)	- EUR (-)
Open	50.6737 EUR
High	50.6737 EUR
Low	50.6737 EUR
Close (prev. day)	50.5746 EUR
Underlying	BASF SE
Underlying price (date)	49.155 (24/05/21)
Settlement price (date)	50.79 (24/05/20)
Open Interest	0

Performance and Risk

	6m	1Y	3Y
Perf (%)	+24.45%	+4.98%	-
Perf (abs.)	+9.96	+2.41	-
Beta	-	-	-
Volatility	23.34	24.81	-

Futures and Options

Related Futures	-
Related Options	-

5Y










Information about previous performance does not guarantee future performance.
Source: FactSet

Price data

Ø price 5 days Ø volume 5 days (pcs.)	50.3175 EUR (0)
Ø price 30 days Ø volume 30 days (pcs.)	50.9967 EUR (0)
Ø price 100 days Ø volume 100 days (pcs.)	46.8149 EUR (0)
Ø price 250 days Ø volume 250 days (pcs.)	45.5288 EUR (0)
YTD High date	53.8373 EUR (2024/04/04)
YTD Low date	41.4030 EUR (2024/01/22)
52 Weeks High date	53.8373 EUR (2024/04/04)
52 Weeks Low date	39.6359 EUR (2023/10/25)

Recent Research

on underlying	on sector	on market	
Date		Headline	Download
2024/04/26		Global Equity Ratings	
2024/04/03		Global Equity Ratings	
2024/03/13		Global Equity Ratings	
2024/02/22		Global Equity Ratings	
2024/02/14		Global Equity Ratings	