

BEIERSDORF AG FUTURE (BEIG) - EUX/C11

2024/07/26 18:34:57

Price
140.7496 EURDifference  1.07% (1.49)

General attributes

| | |
|---------------|---------------|
| Symbol | BEIGC11 |
| Exchange | Eurex |
| Currency | EUR |
| Security type | Future |
| Underlying | BEIERSDORF AG |
| Maturity | 06-2025 |
| Contract size | 100 |

Market data

| | |
|-------------------------|-------------------|
| Bid (Bid size) | - EUR (-) |
| Ask (Ask size) | - EUR (-) |
| Open | 140.7496 EUR |
| High | 140.7496 EUR |
| Low | 140.7496 EUR |
| Close (prev. day) | 139.2616 EUR |
| Underlying | BEIERSDORF AG |
| Underlying price (date) | 136.75 (24/07/26) |
| Settlement price (date) | 140.75 (24/07/26) |
| Open Interest | 0 |

Performance and Risk

| | 6m | 1Y | 3Y |
|-------------|--------|---------|----|
| Perf (%) | +2.06% | +16.54% | - |
| Perf (abs.) | +2.85 | +19.97 | - |
| Beta | - | - | - |
| Volatility | 17.63 | 15.78 | - |

Futures and Options

| | |
|-----------------|---|
| Related Futures | - |
| Related Options | - |

5Y













Information about previous performance does not guarantee future performance.
Source: FactSet

Price data

| | |
|---|---------------------------|
| Ø price 5 days Ø volume 5 days (pcs.) | 140.5777 EUR (0) |
| Ø price 30 days Ø volume 30 days (pcs.) | 142.5217 EUR (0) |
| Ø price 100 days Ø volume 100 days (pcs.) | 139.7827 EUR (0) |
| Ø price 250 days Ø volume 250 days (pcs.) | 134.1264 EUR (0) |
| YTD High date | 150.9234 EUR (2024/06/17) |
| YTD Low date | 132.6602 EUR (2024/04/09) |
| 52 Weeks High date | 150.9234 EUR (2024/06/17) |
| 52 Weeks Low date | 119.4005 EUR (2023/08/02) |

Recent Research

| on underlying | on sector | on market | | |
|---------------|---|-----------|-----------------------|---|
| Date | | | Headline | Download |
| 2024/07/24 |  | | Global Equity Ratings |  |
| 2024/07/12 |  | | Global Equity Ratings |  |
| 2024/06/21 |  | | Global Equity Ratings |  |
| 2024/06/14 |  | | Global Equity Ratings |  |
| 2024/05/29 |  | | Global Equity Ratings |  |