

BEIERSDORF AG FUTURE (BEIG) - EUX/C11

2024/05/06 18:29:23

Price
148.6296 EURDifference  0.51% (0.76)

General attributes

Symbol	BEIGC11
Exchange	Eurex
Currency	EUR
Security type	Future
Underlying	BEIERSDORF AG
Maturity	03-2025
Contract size	100

Market data

Bid (Bid size)	- EUR (-)
Ask (Ask size)	- EUR (-)
Open	148.6296 EUR
High	148.6296 EUR
Low	148.6296 EUR
Close (prev. day)	147.8684 EUR
Underlying	BEIERSDORF AG
Underlying price (date)	143.95 (24/05/06)
Settlement price (date)	148.63 (24/05/06)
Open Interest	0

Performance and Risk

	6m	1Y	3Y
Perf (%)	+16.41%	+12.84%	-
Perf (abs.)	+20.84	+16.83	-
Beta	-	-	-
Volatility	15.11	15.01	-

Futures and Options

Related Futures	-
Related Options	-












Information about previous performance does not guarantee future performance.
Source: FactSet

Price data

Ø price 5 days Ø volume 5 days (pcs.)	146.0284 EUR (0)
Ø price 30 days Ø volume 30 days (pcs.)	138.6850 EUR (0)
Ø price 100 days Ø volume 100 days (pcs.)	139.2705 EUR (0)
Ø price 250 days Ø volume 250 days (pcs.)	130.9624 EUR (0)
YTD High date	147.8684 EUR (2024/05/03)
YTD Low date	132.6602 EUR (2024/04/09)
52 Weeks High date	147.8684 EUR (2024/05/03)
52 Weeks Low date	117.4567 EUR (2023/07/20)

Recent Research

on underlying	on sector	on market		
Date			Headline	Download
2024/04/26			Global Equity Ratings	
2024/04/03			Global Equity Ratings	
2024/03/13			Global Equity Ratings	
2024/02/22			Global Equity Ratings	
2024/02/14			Global Equity Ratings	