

## BEIERSDORF AG FUTURE (BEIG) - EUX/C1

2024/06/21 18:48:30

Price  
**141.00** EURDifference  0.38% (0.53)

## General attributes

Symbol	BEIGC1
Exchange	Eurex
Currency	EUR
Security type	Future
Underlying	BEIERSDORF AG
Maturity	07-2024
Contract size	100

## Market data

Bid (Bid size)	- EUR (-)
Ask (Ask size)	- EUR (-)
Open	141.00 EUR
High	141.00 EUR
Low	141.00 EUR
Close (prev. day)	140.4655 EUR
Underlying	BEIERSDORF AG
Underlying price (date)	136.55 (24/06/28)
Settlement price (date)	136.87 (24/06/28)
Open Interest	0

## Performance and Risk

	6m	1Y	3Y
Perf (%)	+4.62%	+15.67%	-
Perf (abs.)	+6.22	+19.10	-
Beta	-	-	-
Volatility	16.79	15.41	-

## Futures and Options

Related Futures	-
Related Options	-











Information about previous performance does not guarantee future performance.  
Source: FactSet

## Price data

Ø price 5 days   Ø volume 5 days (pcs.)	141.87 EUR (0)
Ø price 30 days   Ø volume 30 days (pcs.)	- EUR (-)
Ø price 100 days   Ø volume 100 days (pcs.)	136.25 EUR (0)
Ø price 250 days   Ø volume 250 days (pcs.)	128.65 EUR (9)
YTD High   date	146.21 EUR (2024/06/17)
YTD Low   date	128.53 EUR (2024/04/09)
52 Weeks High   date	146.21 EUR (2024/06/17)
52 Weeks Low   date	114.31 EUR (2023/07/20)

## Recent Research

on underlying	on sector	on market	
Date		Headline	Download
2024/06/21		Global Equity Ratings	
2024/06/14		Global Equity Ratings	
2024/05/29		Global Equity Ratings	
2024/04/26		Global Equity Ratings	
2024/04/03		Global Equity Ratings	