

BEIERSDORF AG FUTURE (BEIG) - EUX/C1

2024/06/21 18:48:30

Price
141.00 EURDifference  0.38% (0.53)

General attributes

Symbol	BEIGC1
Exchange	Eurex
Currency	EUR
Security type	Future
Underlying	BEIERSDORF AG
Maturity	07-2024
Contract size	100

Market data

Bid (Bid size)	- EUR (-)
Ask (Ask size)	- EUR (-)
Open	141.00 EUR
High	141.00 EUR
Low	141.00 EUR
Close (prev. day)	140.4655 EUR
Underlying	BEIERSDORF AG
Underlying price (date)	142.00 (24/06/26)
Settlement price (date)	141.32 (24/06/25)
Open Interest	0

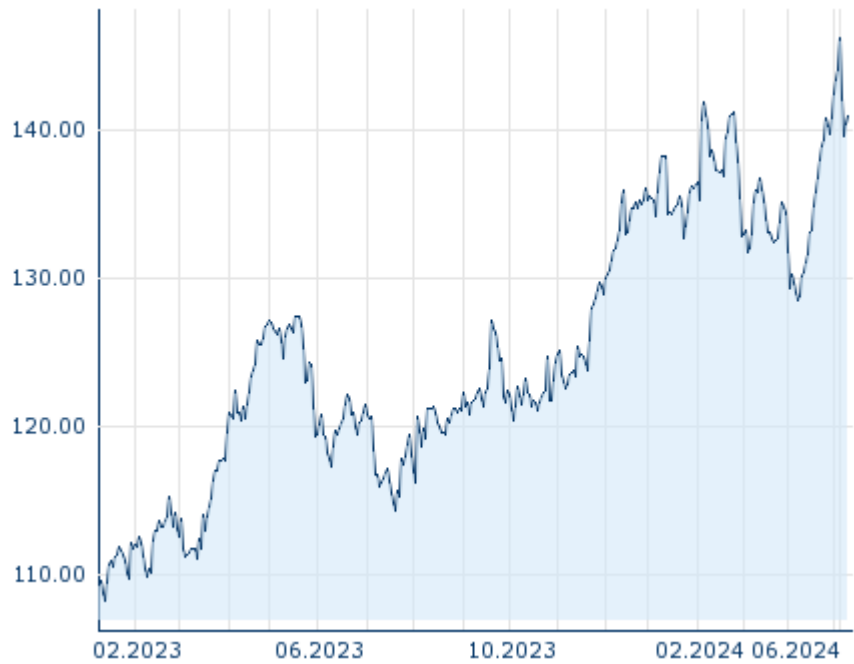
Performance and Risk

	6m	1Y	3Y
Perf (%)	+4.62%	+15.67%	-
Perf (abs.)	+6.22	+19.10	-
Beta	-	-	-
Volatility	16.79	15.41	-

Futures and Options

Related Futures	-
Related Options	-

5Y












Information about previous performance does not guarantee future performance.
Source: FactSet

Price data

Ø price 5 days Ø volume 5 days (pcs.)	141.87 EUR (0)
Ø price 30 days Ø volume 30 days (pcs.)	- EUR (-)
Ø price 100 days Ø volume 100 days (pcs.)	136.25 EUR (0)
Ø price 250 days Ø volume 250 days (pcs.)	128.65 EUR (9)
YTD High date	146.21 EUR (2024/06/17)
YTD Low date	128.53 EUR (2024/04/09)
52 Weeks High date	146.21 EUR (2024/06/17)
52 Weeks Low date	114.31 EUR (2023/07/20)

Recent Research

on underlying	on sector	on market		
Date			Headline	Download
2024/06/21			Global Equity Ratings	
2024/06/14			Global Equity Ratings	
2024/05/29			Global Equity Ratings	
2024/04/26			Global Equity Ratings	
2024/04/03			Global Equity Ratings	