

## BEIERSDORF AG FUTURE (BEIG) - EUX/C1

2024/05/06 18:29:23

Price  
144.1221 EURDifference  0.53% (0.75)

## General attributes

Symbol	BEIGC1
Exchange	Eurex
Currency	EUR
Security type	Future
Underlying	BEIERSDORF AG
Maturity	06-2024
Contract size	100

## Market data

Bid (Bid size)	- EUR (-)
Ask (Ask size)	- EUR (-)
Open	144.1221 EUR
High	144.1221 EUR
Low	144.1221 EUR
Close (prev. day)	143.3684 EUR
Underlying	BEIERSDORF AG
Underlying price (date)	144.70 (24/05/17)
Settlement price (date)	145.24 (24/05/17)
Open Interest	0

## Performance and Risk

	6m	1Y	3Y
Perf (%)	+17.60%	+14.25%	-
Perf (abs.)	+21.57	+17.97	-
Beta	-	-	-
Volatility	15.10	14.98	-

## Futures and Options

Related Futures	-
Related Options	-













Information about previous performance does not guarantee future performance.  
Source: FactSet

## Price data

Ø price 5 days   Ø volume 5 days (pcs.)	142.0788 EUR (0)
Ø price 30 days   Ø volume 30 days (pcs.)	134.7270 EUR (0)
Ø price 100 days   Ø volume 100 days (pcs.)	135.5931 EUR (0)
Ø price 250 days   Ø volume 250 days (pcs.)	127.4498 EUR (9)
YTD High   date	144.1221 EUR (2024/05/06)
YTD Low   date	128.5277 EUR (2024/04/09)
52 Weeks High   date	144.1221 EUR (2024/05/06)
52 Weeks Low   date	114.3113 EUR (2023/07/20)

## Recent Research

on underlying	on sector	on market	
Date		Headline	Download
2024/04/26		Global Equity Ratings	
2024/04/03		Global Equity Ratings	
2024/03/13		Global Equity Ratings	
2024/02/22		Global Equity Ratings	
2024/02/14		Global Equity Ratings	

5Y