

BEIERSDORF AG FUTURE (BEIG) - EUX/C1

2024/05/06 18:29:23

Price
144.1221 EURDifference  0.53% (0.75)

General attributes

Symbol	BEIGC1
Exchange	Eurex
Currency	EUR
Security type	Future
Underlying	BEIERSDORF AG
Maturity	05-2024
Contract size	100

Market data

Bid (Bid size)	- EUR (-)
Ask (Ask size)	- EUR (-)
Open	144.1221 EUR
High	144.1221 EUR
Low	144.1221 EUR
Close (prev. day)	143.3684 EUR
Underlying	BEIERSDORF AG
Underlying price (date)	143.95 (24/05/06)
Settlement price (date)	144.12 (24/05/06)
Open Interest	0

Performance and Risk

	6m	1Y	3Y
Perf (%)	+16.10%	+12.83%	-
Perf (abs.)	+19.88	+16.30	-
Beta	-	-	-
Volatility	15.09	14.95	-

Futures and Options

Related Futures	-
Related Options	-












5Y

Information about previous performance does not guarantee future performance.
Source: FactSet

Price data

Ø price 5 days Ø volume 5 days (pcs.)	141.4182 EUR (0)
Ø price 30 days Ø volume 30 days (pcs.)	134.3469 EUR (0)
Ø price 100 days Ø volume 100 days (pcs.)	135.4779 EUR (0)
Ø price 250 days Ø volume 250 days (pcs.)	127.3794 EUR (9)
YTD High date	143.3684 EUR (2024/05/03)
YTD Low date	128.5277 EUR (2024/04/09)
52 Weeks High date	143.3684 EUR (2024/05/03)
52 Weeks Low date	114.3113 EUR (2023/07/20)

Recent Research

on underlying	on sector	on market	
Date		Headline	Download
2024/04/26		Global Equity Ratings	
2024/04/03		Global Equity Ratings	
2024/03/13		Global Equity Ratings	
2024/02/22		Global Equity Ratings	
2024/02/14		Global Equity Ratings	