

BANK OF AMERICA CORP. FUTURE (BACF) - EUX/C12

2024/07/26 18:34:54

Price
42.7942 USDDifference  -1.25% (-0.54)

General attributes

Symbol	BACFC12
Exchange	Eurex
Currency	USD
Security type	Future
Underlying	BANK OF AMERICA CORP.
Maturity	07-2025
Contract size	100

Market data

Bid (Bid size)	- USD (-)
Ask (Ask size)	- USD (-)
Open	42.7942 USD
High	42.7942 USD
Low	42.7942 USD
Close (prev. day)	43.3347 USD
Underlying	BANK OF AMERICA CORP.
Underlying price (date)	41.67 (24/07/26)
Settlement price (date)	42.79 (24/07/26)
Open Interest	0

Performance and Risk

	6m	1Y	3Y
Perf (%)	+24.91%	+28.96%	-
Perf (abs.)	+8.53	+9.61	-
Beta	-	-	-
Volatility	25.42	26.51	-

Futures and Options

Related Futures	-
Related Options	-












5Y

Information about previous performance does not guarantee future performance.
Source: FactSet

Price data

Ø price 5 days Ø volume 5 days (pcs.)	43.5326 USD (0)
Ø price 30 days Ø volume 30 days (pcs.)	42.8584 USD (0)
Ø price 100 days Ø volume 100 days (pcs.)	39.5357 USD (0)
Ø price 250 days Ø volume 250 days (pcs.)	33.6100 USD (0)
YTD High date	45.5348 USD (2024/07/17)
YTD Low date	32.1538 USD (2024/01/18)
52 Weeks High date	45.5348 USD (2024/07/17)
52 Weeks Low date	25.8692 USD (2023/10/30)

Recent Research

on underlying	on sector	on market	
Date		Headline	Download
2024/07/24		Global Equity Ratings	
2024/07/12		Global Equity Ratings	
2024/06/21		Global Equity Ratings	
2024/06/14		Global Equity Ratings	
2024/05/29		Global Equity Ratings	