

BASF SE FUTURE (BASG) - EUX/C12

2024/09/10 18:39:05

Price
41.5419 EUR

Difference  -2.69% (-1.15)

General attributes

Symbol	BASGC12
Exchange	Eurex
Currency	EUR
Security type	Future
Underlying	BASF SE
Maturity	08-2025
Contract size	100

Market data

Bid (Bid size)	- EUR (-)
Ask (Ask size)	- EUR (-)
Open	41.5419 EUR
High	41.5419 EUR
Low	41.5419 EUR
Close (prev. day)	42.6921 EUR
Underlying	BASF SE
Underlying price (date)	42.49 (24/09/10)
Settlement price (date)	41.54 (24/09/10)
Open Interest	0

Performance and Risk

	6m	1Y	3Y
Perf (%)	-13.11%	-5.20%	-
Perf (abs.)	-6.27	-2.28	-
Beta	-	-	-
Volatility	33.68	28.57	-

Futures and Options

Related Futures	-
Related Options	-

5Y












Information about previous performance does not guarantee future performance.
Source: FactSet

Price data

Ø price 5 days Ø volume 5 days (pcs.)	42.8608 EUR (0)
Ø price 30 days Ø volume 30 days (pcs.)	42.4134 EUR (0)
Ø price 100 days Ø volume 100 days (pcs.)	43.7615 EUR (0)
Ø price 250 days Ø volume 250 days (pcs.)	44.6934 EUR (0)
YTD High date	54.1121 EUR (2024/04/04)
YTD Low date	39.9756 EUR (2024/08/05)
52 Weeks High date	54.1121 EUR (2024/04/04)
52 Weeks Low date	39.8897 EUR (2023/10/25)

Recent Research

on underlying	on sector	on market	
Date		Headline	Download
2024/09/05		Global Equity Ratings	
2024/08/12		Global Equity Ratings	
2024/07/24		Global Equity Ratings	
2024/07/12		Global Equity Ratings	
2024/06/21		Global Equity Ratings	