

BANK OF AMERICA CORP. FUTURE (BACF) - EUX/C13

2024/08/30 18:36:16

Price
41.0847 USDDifference  0.74% (0.30)

General attributes

Symbol	BACFC13
Exchange	Eurex
Currency	USD
Security type	Future
Underlying	BANK OF AMERICA CORP.
Maturity	09-2025
Contract size	100

Market data

Bid (Bid size)	- USD (-)
Ask (Ask size)	- USD (-)
Open	41.0847 USD
High	41.0847 USD
Low	41.0847 USD
Close (prev. day)	40.7813 USD
Underlying	BANK OF AMERICA CORP.
Underlying price (date)	40.75 (24/08/30)
Settlement price (date)	41.08 (24/08/30)
Open Interest	0

Performance and Risk

	6m	1Y	3Y
Perf (%)	+16.46%	+38.43%	-
Perf (abs.)	+5.81	+11.40	-
Beta	-	-	-
Volatility	28.21	28.49	-

Futures and Options

Related Futures	-
Related Options	-

5Y












Information about previous performance does not guarantee future performance.
Source: FactSet

Price data

Ø price 5 days Ø volume 5 days (pcs.)	40.7950 USD (0)
Ø price 30 days Ø volume 30 days (pcs.)	40.6791 USD (0)
Ø price 100 days Ø volume 100 days (pcs.)	40.4018 USD (0)
Ø price 250 days Ø volume 250 days (pcs.)	34.6514 USD (0)
YTD High date	45.6877 USD (2024/07/17)
YTD Low date	32.2595 USD (2024/01/18)
52 Weeks High date	45.6877 USD (2024/07/17)
52 Weeks Low date	25.9732 USD (2023/10/30)

Recent Research

on underlying	on sector	on market		
Date			Headline	Download
2024/08/12			Global Equity Ratings	
2024/07/24			Global Equity Ratings	
2024/07/12			Global Equity Ratings	
2024/06/21			Global Equity Ratings	
2024/06/14			Global Equity Ratings	