

ALIBABA GROUP HOLDING LTD. FUTURE (BABF) - EUX/C11

2024/09/16 18:46:35

Price
85.7198 USD

Difference  **-1.31% (-1.14)**

General attributes

Symbol	BABFC11
Exchange	Eurex
Currency	USD
Security type	Future
Underlying	ALIBABA GROUP HOLDING LTD. SP. ADR
Maturity	07-2025
Contract size	100

Market data

Bid (Bid size)	- USD (-)
Ask (Ask size)	- USD (-)
Open	85.7198 USD
High	85.7198 USD
Low	85.7198 USD
Close (prev. day)	86.8585 USD
Underlying	ALIBABA GROUP HOLDING LTD. SP. ADR
Underlying price (date)	83.60 (24/09/16)
Settlement price (date)	85.72 (24/09/16)
Open Interest	0

Performance and Risk

	6m	1Y	3Y
Perf (%)	+12.69%	-6.34%	-
Perf (abs.)	+9.65	-5.80	-
Beta	-	-	-
Volatility	36.62	35.94	-

Futures and Options

Related Futures	-
Related Options	-

5Y







Information about previous performance does not guarantee future performance.
Source: FactSet

Price data

Ø price 5 days Ø volume 5 days (pcs.)	86.3965 USD (0)
Ø price 30 days Ø volume 30 days (pcs.)	84.3150 USD (0)
Ø price 100 days Ø volume 100 days (pcs.)	82.0065 USD (0)
Ø price 250 days Ø volume 250 days (pcs.)	80.1787 USD (0)
YTD High date	88.0115 USD (2024/08/23)
YTD Low date	70.4998 USD (2024/01/19)
52 Weeks High date	92.5866 USD (2023/09/22)
52 Weeks Low date	70.4998 USD (2024/01/19)

Recent Research

on underlying		on sector	
Date		Headline	Download
2024/09/11		Global Equity Ratings	
2024/09/05		Global Equity Ratings	
2024/08/12		Global Equity Ratings	
2024/07/24		Global Equity Ratings	
2024/07/12		Global Equity Ratings	