

# BASF SE FUTURE (BASG) - EUX/C13

2024/10/18 19:07:02

Price  
**46.6219** EUR

Difference  1.74% (0.80)

### General attributes

Symbol	BASGC13
Exchange	Eurex
Currency	EUR
Security type	Future
Underlying	BASF SE
Maturity	12-2025
Contract size	100

### Market data

Bid (Bid size)	- EUR (-)
Ask (Ask size)	- EUR (-)
Open	46.6219 EUR
High	46.6219 EUR
Low	46.6219 EUR
Close (prev. day)	45.8247 EUR
Underlying	BASF SE
Underlying price (date)	46.99 (24/10/18)
Settlement price (date)	46.81 (24/10/18)
Open Interest	0

### Performance and Risk

	6m	1Y	3Y
Perf (%)	-7.06%	+13.17%	-
Perf (abs.)	-3.54	+5.42	-
Beta	-	-	-
Volatility	30.97	29.89	-

### Futures and Options

Related Futures	-
Related Options	-

5Y












Information about previous performance does not guarantee future performance.  
Source: FactSet

### Price data

Ø price 5 days   Ø volume 5 days (pcs.)	46.0296 EUR (0)
Ø price 30 days   Ø volume 30 days (pcs.)	45.4341 EUR (0)
Ø price 100 days   Ø volume 100 days (pcs.)	44.0095 EUR (0)
Ø price 250 days   Ø volume 250 days (pcs.)	45.3059 EUR (0)
YTD High   date	54.2258 EUR (2024/04/04)
YTD Low   date	40.0598 EUR (2024/08/05)
52 Weeks High   date	54.2258 EUR (2024/04/04)
52 Weeks Low   date	39.9999 EUR (2023/10/25)

### Recent Research

on underlying	on sector	on market	
Date		Headline	Download
2024/09/27		Global Equity Ratings	
2024/09/11		Global Equity Ratings	
2024/09/05		Global Equity Ratings	
2024/08/12		Global Equity Ratings	
2024/07/24		Global Equity Ratings	