

BASF SE FUTURE (BASG) - EUX/C13

2024/08/30 18:36:16

Price
45.1725 EUR

Difference  0.23% (0.11)

General attributes

Symbol	BASGC13
Exchange	Eurex
Currency	EUR
Security type	Future
Underlying	BASF SE
Maturity	09-2025
Contract size	100

Market data

Bid (Bid size)	- EUR (-)
Ask (Ask size)	- EUR (-)
Open	45.1725 EUR
High	45.1725 EUR
Low	45.1725 EUR
Close (prev. day)	45.0666 EUR
Underlying	BASF SE
Underlying price (date)	45.85 (24/08/30)
Settlement price (date)	45.17 (24/08/30)
Open Interest	0

Performance and Risk

	6m	1Y	3Y
Perf (%)	-1.98%	-1.49%	-
Perf (abs.)	-0.91	-0.68	-
Beta	-	-	-
Volatility	30.26	29.04	-

Futures and Options

Related Futures	-
Related Options	-

5Y












Information about previous performance does not guarantee future performance.
Source: FactSet

Price data

Ø price 5 days Ø volume 5 days (pcs.)	44.7097 EUR (0)
Ø price 30 days Ø volume 30 days (pcs.)	42.5752 EUR (0)
Ø price 100 days Ø volume 100 days (pcs.)	44.6944 EUR (0)
Ø price 250 days Ø volume 250 days (pcs.)	44.7981 EUR (0)
YTD High date	54.2258 EUR (2024/04/04)
YTD Low date	40.0598 EUR (2024/08/05)
52 Weeks High date	54.2258 EUR (2024/04/04)
52 Weeks Low date	39.9999 EUR (2023/10/25)

Recent Research

on underlying	on sector	on market	
Date		Headline	Download
2024/08/12		Global Equity Ratings	
2024/07/24		Global Equity Ratings	
2024/07/12		Global Equity Ratings	
2024/06/21		Global Equity Ratings	
2024/06/14		Global Equity Ratings	