

ASTRAZENECA PLC FUTURE (AZNF) - EUX/C11

2024/04/30 18:39:00

Price
12,407.07 GBP

Difference  0.34% (41.67)

General attributes

Symbol	AZNF11
Exchange	Eurex
Currency	GBP
Security type	Future
Underlying	ASTRAZENECA PLC
Maturity	03-2025
Contract size	1,000

Market data

Bid (Bid size)	- GBP (-)
Ask (Ask size)	- GBP (-)
Open	12,407.07 GBP
High	12,407.07 GBP
Low	12,407.07 GBP
Close (prev. day)	12,365.4009 GBP
Underlying	ASTRAZENECA PLC
Underlying price (date)	12,156.00 (24/05/02)
Settlement price (date)	12,502.85 (24/05/02)
Open Interest	0

Performance and Risk

	6m	1Y	3Y
Perf (%)	+17.67%	+3.25%	-
Perf (abs.)	+1,877.87	+393.35	-
Beta	-	-	-
Volatility	23.43	24.12	-

Futures and Options

Related Futures	-
Related Options	-












Information about previous performance does not guarantee future performance.
Source: FactSet

Price data

Ø price 5 days Ø volume 5 days (pcs.)	12,397.21 GBP (0)
Ø price 30 days Ø volume 30 days (pcs.)	11,249.44 GBP (0)
Ø price 100 days Ø volume 100 days (pcs.)	10,815.02 GBP (0)
Ø price 250 days Ø volume 250 days (pcs.)	11,053.32 GBP (0)
YTD High date	12,502.85 GBP (2024/05/02)
YTD Low date	9,694.73 GBP (2024/02/12)
52 Weeks High date	12,502.85 GBP (2024/05/02)
52 Weeks Low date	9,694.73 GBP (2024/02/12)

Recent Research

on sector			
Date		Headline	Download
2024/04/26		Global Equity Ratings	
2024/04/03		Global Equity Ratings	
2024/03/13		Global Equity Ratings	
2024/02/22		Global Equity Ratings	
2024/02/14		Global Equity Ratings	