

## ALIBABA GROUP HOLDING LTD. FUTURE (BABF) - EUX/C13

2024/07/26 18:34:54

Price  
78.9194 USD

Difference  0.22% (0.17)

## General attributes

Symbol	BABFC13
Exchange	Eurex
Currency	USD
Security type	Future
Underlying	ALIBABA GROUP HOLDING LTD. SP. ADR
Maturity	08-2025
Contract size	100

## Market data

Bid (Bid size)	- USD (-)
Ask (Ask size)	- USD (-)
Open	78.9194 USD
High	78.9194 USD
Low	78.9194 USD
Close (prev. day)	78.7467 USD
Underlying	ALIBABA GROUP HOLDING LTD. SP. ADR
Underlying price (date)	76.53 (24/07/26)
Settlement price (date)	78.92 (24/07/26)
Open Interest	0

## Performance and Risk

	6m	1Y	3Y
Perf (%)	+1.68%	-23.43%	-
Perf (abs.)	+1.31	-24.15	-
Beta	-	-	-
Volatility	41.87	38.38	-

## Futures and Options

Related Futures	-
Related Options	-













Information about previous performance does not guarantee future performance.  
Source: FactSet

## Price data

Ø price 5 days   Ø volume 5 days (pcs.)	79.4262 USD (0)
Ø price 30 days   Ø volume 30 days (pcs.)	79.2120 USD (0)
Ø price 100 days   Ø volume 100 days (pcs.)	77.4318 USD (0)
Ø price 250 days   Ø volume 250 days (pcs.)	82.8458 USD (0)
YTD High   date	85.1029 USD (2024/05/06)
YTD Low   date	70.0392 USD (2024/01/19)
52 Weeks High   date	107.9347 USD (2023/07/31)
52 Weeks Low   date	70.0392 USD (2024/01/19)

## Recent Research

on underlying		on sector	
Date		Headline	Download
2024/07/24		Global Equity Ratings	
2024/07/12		Global Equity Ratings	
2024/06/21		Global Equity Ratings	
2024/06/14		Global Equity Ratings	
2024/05/29		Global Equity Ratings	

5Y