

ASML HOLDING N.V. FUTURE (ASMH) - EUX/C12

2024/09/13 18:34:55

Price
750.9935 EURDifference  1.61% (11.91)

General attributes

Symbol	ASMHC12
Exchange	Eurex
Currency	EUR
Security type	Future
Underlying	ASML HOLDING N.V.
Maturity	08-2025
Contract size	100

Market data

Bid (Bid size)	- EUR (-)
Ask (Ask size)	- EUR (-)
Open	750.9935 EUR
High	750.9935 EUR
Low	750.9935 EUR
Close (prev. day)	739.0842 EUR
Underlying	ASML HOLDING N.V.
Underlying price (date)	734.00 (24/09/13)
Settlement price (date)	750.99 (24/09/13)
Open Interest	0

Performance and Risk

	6m	1Y	3Y
Perf (%)	-16.90%	+27.11%	-
Perf (abs.)	-152.76	+160.15	-
Beta	-	-	-
Volatility	53.66	41.33	-

Futures and Options

Related Futures	-
Related Options	-

5Y












Information about previous performance does not guarantee future performance.
Source: FactSet

Price data

Ø price 5 days Ø volume 5 days (pcs.)	716.7529 EUR (0)
Ø price 30 days Ø volume 30 days (pcs.)	798.4006 EUR (0)
Ø price 100 days Ø volume 100 days (pcs.)	846.7674 EUR (0)
Ø price 250 days Ø volume 250 days (pcs.)	774.6737 EUR (0)
YTD High date	1,033.1023 EUR (2024/07/12)
YTD Low date	661.7594 EUR (2024/01/05)
52 Weeks High date	1,033.1023 EUR (2024/07/12)
52 Weeks Low date	559.3123 EUR (2023/09/26)

Recent Research

on underlying	on sector	on market	
Date		Headline	Download
2024/09/11		Global Equity Ratings	
2024/09/05		Global Equity Ratings	
2024/08/12		Global Equity Ratings	
2024/07/24		Global Equity Ratings	
2024/07/12		Global Equity Ratings	