

## ASML HOLDING N.V. FUTURE (ASMH) - EUX/C12

2024/07/12 18:57:48

Price  
**1,033.1023** EURDifference  1.32% (13.48)

## General attributes

Symbol	ASMHC12
Exchange	Eurex
Currency	EUR
Security type	Future
Underlying	ASML HOLDING N.V.
Maturity	06-2025
Contract size	100

## Market data

Bid (Bid size)	- EUR (-)
Ask (Ask size)	- EUR (-)
Open	1,033.1023 EUR
High	1,033.1023 EUR
Low	1,033.1023 EUR
Close (prev. day)	1,019.6221 EUR
Underlying	ASML HOLDING N.V.
Underlying price (date)	1,002.20 (24/07/12)
Settlement price (date)	1,033.10 (24/07/12)
Open Interest	0

## Performance and Risk

	6m	1Y	3Y
Perf (%)	+55.13%	+53.33%	-
Perf (abs.)	+367.15	+359.33	-
Beta	-	-	-
Volatility	43.99	34.79	-

## Futures and Options

Related Futures	-
Related Options	-

1,000.00

900.00

800.00

700.00

600.00

02.2023

07.2023

12.2023

05.2024

5Y










Information about previous performance does not guarantee future performance.  
Source: FactSet

## Price data

Ø price 5 days   Ø volume 5 days (pcs.)	- EUR (-)
Ø price 30 days   Ø volume 30 days (pcs.)	1,008.2704 EUR (0)
Ø price 100 days   Ø volume 100 days (pcs.)	915.9385 EUR (0)
Ø price 250 days   Ø volume 250 days (pcs.)	731.4759 EUR (0)
YTD High   date	1,033.1023 EUR (2024/07/12)
YTD Low   date	661.7594 EUR (2024/01/05)
52 Weeks High   date	1,033.1023 EUR (2024/07/12)
52 Weeks Low   date	559.3123 EUR (2023/09/26)

## Recent Research

on underlying	on sector	on market	
Date		Headline	Download
2024/07/12		Global Equity Ratings	
2024/06/21		Global Equity Ratings	
2024/06/14		Global Equity Ratings	
2024/05/29		Global Equity Ratings	
2024/04/26		Global Equity Ratings	