

ASML HOLDING N.V. FUTURE (ASMH) - EUX/C12

2024/05/06 18:29:19

Price
871.8531 EURDifference  1.24% (10.68)

General attributes

Symbol	ASMHC12
Exchange	Eurex
Currency	EUR
Security type	Future
Underlying	ASML HOLDING N.V.
Maturity	04-2025
Contract size	100

Market data

Bid (Bid size)	- EUR (-)
Ask (Ask size)	- EUR (-)
Open	871.8531 EUR
High	871.8531 EUR
Low	871.8531 EUR
Close (prev. day)	861.1753 EUR
Underlying	ASML HOLDING N.V.
Underlying price (date)	861.80 (24/05/10)
Settlement price (date)	873.06 (24/05/09)
Open Interest	0

Performance and Risk

	6m	1Y	3Y
Perf (%)	+42.95%	+44.69%	-
Perf (abs.)	+261.95	+269.27	-
Beta	-	-	-
Volatility	31.57	30.61	-

Futures and Options

Related Futures	-
Related Options	-

5Y









Information about previous performance does not guarantee future performance.
Source: FactSet

Price data

Ø price 5 days Ø volume 5 days (pcs.)	860.4851 EUR (0)
Ø price 30 days Ø volume 30 days (pcs.)	901.4794 EUR (0)
Ø price 100 days Ø volume 100 days (pcs.)	832.5091 EUR (0)
Ø price 250 days Ø volume 250 days (pcs.)	713.8067 EUR (0)
YTD High date	977.0245 EUR (2024/03/07)
YTD Low date	661.7594 EUR (2024/01/05)
52 Weeks High date	977.0245 EUR (2024/03/07)
52 Weeks Low date	559.3123 EUR (2023/09/26)

Recent Research

on underlying	on sector	on market	
Date		Headline	Download
2024/04/26		Global Equity Ratings	
2024/04/03		Global Equity Ratings	
2024/03/13		Global Equity Ratings	
2024/02/22		Global Equity Ratings	
2024/02/14		Global Equity Ratings	