

## ASML HOLDING N.V. FUTURE (ASMH) - EUX/C12

2024/04/25 18:46:23

Price  
**858.407** EURDifference  -0.13% (-1.14)

## General attributes

Symbol	ASMHC12
Exchange	Eurex
Currency	EUR
Security type	Future
Underlying	ASML HOLDING N.V.
Maturity	04-2025
Contract size	100

## Market data

Bid (Bid size)	- EUR (-)
Ask (Ask size)	- EUR (-)
Open	858.407 EUR
High	858.407 EUR
Low	858.407 EUR
Close (prev. day)	859.5464 EUR
Underlying	ASML HOLDING N.V.
Underlying price (date)	833.70 (24/04/25)
Settlement price (date)	858.41 (24/04/25)
Open Interest	0

## Performance and Risk

	6m	1Y	3Y
Perf (%)	+48.59%	+48.02%	-
Perf (abs.)	+280.70	+278.48	-
Beta	-	-	-
Volatility	31.10	30.13	-

## Futures and Options

Related Futures	-
Related Options	-












Information about previous performance does not guarantee future performance.  
Source: FactSet

## Price data

Ø price 5 days   Ø volume 5 days (pcs.)	851.600 EUR (0)
Ø price 30 days   Ø volume 30 days (pcs.)	908.121 EUR (0)
Ø price 100 days   Ø volume 100 days (pcs.)	820.228 EUR (0)
Ø price 250 days   Ø volume 250 days (pcs.)	707.669 EUR (0)
YTD High   date	977.025 EUR (2024/03/07)
YTD Low   date	661.759 EUR (2024/01/05)
52 Weeks High   date	977.025 EUR (2024/03/07)
52 Weeks Low   date	559.312 EUR (2023/09/26)

## Recent Research

on underlying	on sector	on market	
Date		Headline	Download
2024/04/03		Global Equity Ratings	
2024/03/13		Global Equity Ratings	
2024/02/22		Global Equity Ratings	
2024/02/14		Global Equity Ratings	
2024/01/23		Global Equity Ratings	