

## ASML HOLDING N.V. FUTURE (ASMH) - EUX/C13

2024/07/12 18:57:48

Price  
**1,035.8252** EURDifference  1.32% (13.52)

## General attributes

|               |                   |
|---------------|-------------------|
| Symbol        | ASMHC13           |
| Exchange      | Eurex             |
| Currency      | EUR               |
| Security type | Future            |
| Underlying    | ASML HOLDING N.V. |
| Maturity      | 07-2025           |
| Contract size | 100               |

## Market data

|                         |                     |
|-------------------------|---------------------|
| Bid (Bid size)          | - EUR (-)           |
| Ask (Ask size)          | - EUR (-)           |
| Open                    | 1,035.8252 EUR      |
| High                    | 1,035.8252 EUR      |
| Low                     | 1,035.8252 EUR      |
| Close (prev. day)       | 1,022.3075 EUR      |
| Underlying              | ASML HOLDING N.V.   |
| Underlying price (date) | 1,002.20 (24/07/12) |
| Settlement price (date) | 1,035.83 (24/07/12) |
| Open Interest           | 0                   |

## Performance and Risk

|             | 6m      | 1Y      | 3Y |
|-------------|---------|---------|----|
| Perf (%)    | +55.26% | +53.26% | -  |
| Perf (abs.) | +368.67 | +359.96 | -  |
| Beta        | -       | -       | -  |
| Volatility  | 43.83   | 34.77   | -  |

## Futures and Options

|                 |   |
|-----------------|---|
| Related Futures | - |
| Related Options | - |













Information about previous performance does not guarantee future performance.  
Source: FactSet

## Price data

|   |                             |
|---|-----------------------------|
| Ø price 5 days   Ø volume 5 days (pcs.)     | 1,028.3063 EUR (0)          |
| Ø price 30 days   Ø volume 30 days (pcs.)   | 1,018.3357 EUR (0)          |
| Ø price 100 days   Ø volume 100 days (pcs.) | 926.9847 EUR (0)            |
| Ø price 250 days   Ø volume 250 days (pcs.) | 740.1232 EUR (0)            |
| YTD High   date                             | 1,035.8252 EUR (2024/07/12) |
| YTD Low   date                              | 663.0655 EUR (2024/01/05)   |
| 52 Weeks High   date                        | 1,035.8252 EUR (2024/07/12) |
| 52 Weeks Low   date                         | 560.9167 EUR (2023/09/26)   |

## Recent Research

| on underlying | on sector   | on market             |   |
|---------------|---|-----------------------|---|
| Date          |   | Headline              | Download  |
| 2024/07/12    |  | Global Equity Ratings |  |
| 2024/06/21    |  | Global Equity Ratings |  |
| 2024/06/14    |  | Global Equity Ratings |  |
| 2024/05/29    |  | Global Equity Ratings |  |
| 2024/04/26    |  | Global Equity Ratings |  |