

ASML HOLDING N.V. FUTURE (ASMH) - EUX/C13

2024/05/03 18:32:40

Price
861.755 EURDifference  3.00% (25.09)

General attributes

Symbol	ASMHC13
Exchange	Eurex
Currency	EUR
Security type	Future
Underlying	ASML HOLDING N.V.
Maturity	05-2025
Contract size	100

Market data

Bid (Bid size)	- EUR (-)
Ask (Ask size)	- EUR (-)
Open	861.755 EUR
High	861.755 EUR
Low	861.755 EUR
Close (prev. day)	836.6664 EUR
Underlying	ASML HOLDING N.V.
Underlying price (date)	835.90 (24/05/03)
Settlement price (date)	861.76 (24/05/03)
Open Interest	0

Performance and Risk

	6m	1Y	3Y
Perf (%)	+39.77%	+45.37%	-
Perf (abs.)	+245.22	+268.94	-
Beta	-	-	-
Volatility	32.18	30.96	-

Futures and Options

Related Futures	-
Related Options	-












Information about previous performance does not guarantee future performance.
Source: FactSet

Price data

Ø price 5 days Ø volume 5 days (pcs.)	863.911 EUR (0)
Ø price 30 days Ø volume 30 days (pcs.)	904.444 EUR (0)
Ø price 100 days Ø volume 100 days (pcs.)	832.435 EUR (0)
Ø price 250 days Ø volume 250 days (pcs.)	714.590 EUR (0)
YTD High date	979.172 EUR (2024/03/07)
YTD Low date	663.066 EUR (2024/01/05)
52 Weeks High date	979.172 EUR (2024/03/07)
52 Weeks Low date	560.917 EUR (2023/09/26)

Recent Research

on underlying	on sector	on market	
Date		Headline	Download
2024/04/26		Global Equity Ratings	
2024/04/03		Global Equity Ratings	
2024/03/13		Global Equity Ratings	
2024/02/22		Global Equity Ratings	
2024/02/14		Global Equity Ratings	